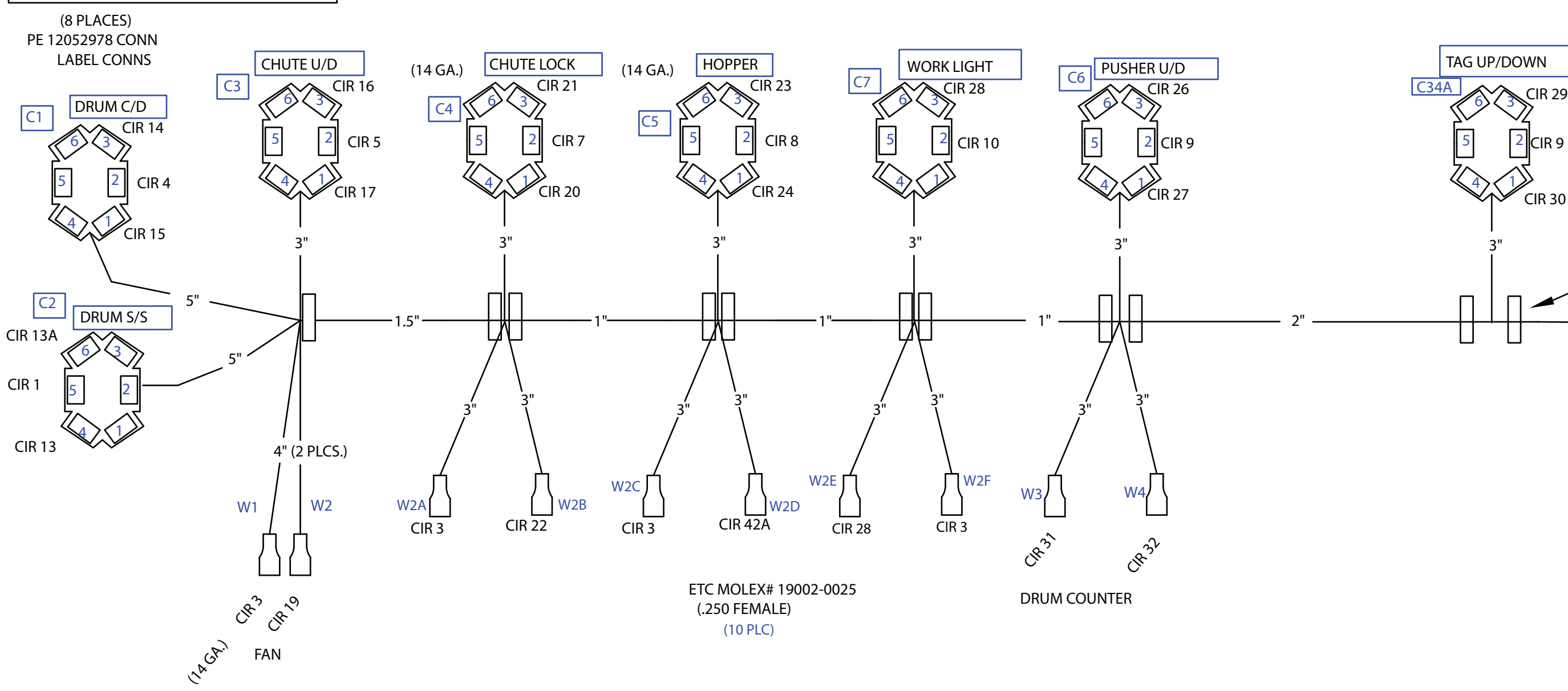


WIRE ENTRY VIEW - 8 PLACES

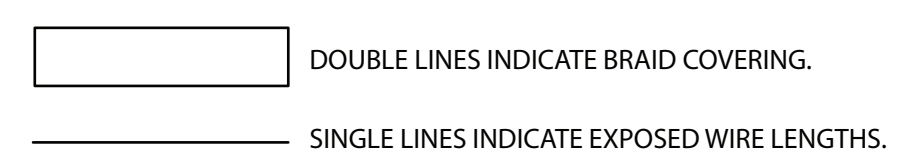


CIR	CODE
1	DRUM S/S +
2	IGNITION
3	GROUND
4	DRUM C/D +
5	CHUTE U/D +
6	FAN +
7	CHUTE LOCK +
8	HOPPER +
8A	HOPPER +
9	PUSHER +
10	WORK LIGHT +
12	REAR PNDNT +
13	DRUM STOP S
13A	DRUM S/S
13B	DRUM S/S SIGNAL
14	CHARGE
15	DISCHARGE
16	CHUTE UP
17	CHUTE DOWN
19	FAN
20	CHUTE LOCK
21	CHUTE LOCK
22	LOCK SIGNAL
22	HOPPER
23	HOPPER
24	HOPPER
25	HOPPER SIGNAL
26	PUSHER UP
27	PUSHER DOWN
28	WORK LIGHT
29	TAG UP
30	TAG DOWN
31	COUNTER A
32	COUNTER B
33	THROTTLE HIGH
34	THROTTLE POWER
35	THROTTLE LOW
36	SPARE A
37	SPARE B
38	SPARE C
39	REVERSE
40	MAIN AUX POWER
41	MAIN AUX GRND
42	HOPPER UP LIGHT
43	HOPPER DOWN

CIR	CODE
11A	BK +
54	SPARE D
55	SPARE E
56	SPARE F

NOTES:
 WIRE IS TYPE GXL
 ALL WIRE IS 16 GA, UNLESS NOTED OTHERWISE.
 ALL WIRE IS WHITE UNLESS NOTED OTHERWISE.
 WIRES MARKED WITH CIRCUIT NUMBER AND CODE EVERY 2".

ALL MEASUREMENTS ARE IN INCHES.
 MEASUREMENTS ARE TO WIRE ENTRY OF EACH CONNECTOR AND WIRE LENGTH ON EACH WIRE END OR TERMINAL THAT DOES NOT ENTER A CONNECTOR.

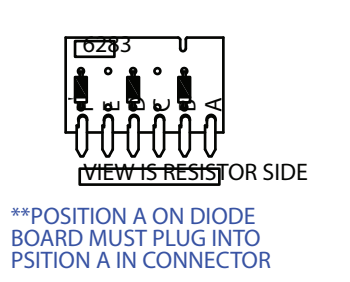


HDP26-24-21SN CONN
 0462-203-12141 #12 TERM
 114017 PLUG
 0462-201-16141 #16 TERM (16-18 GA)
 0462-209-16141 #16 TERM (14 GA)

POS	WIRE	POS	WIRE
A	12	M	19
B	39	N	20
C	13	P	21
D	40	R	22
E	41	S	23
F	13A	T	24
G	3K	U	25
H	14	V	PLUG
J	15	W	PLUG
K	16	X	PLUG
L	17		

HDP26-24-23SN CONN
 114017 PLUG
 0462-201-16141 #16 TERM (16-18 GA)
 0462-209-16141 #16 TERM (14 GA)

POS	WIRE	POS	WIRE
A	28	N	PLUG
B	29C	O	PLUG
C	30	P	PLUG
D	31	Q	PLUG
E	32	R	PLUG
F	36	S	54
G	37	T	55
H	38	U	56
J	42C	V	6
K	43	W	26
L	PLUG	X	27
M	PLUG		



**POSITION A ON DIODE BOARD MUST PLUG INTO POSITION A IN CONNECTOR

CONN DTP06-2S LOCK WP2S TERM 0462-203-12141

POS	WIRE
1	39B1
2	39B2A

C20D DIODE NTE5815 CONN DTP04-2P LOCK WP2P TERM 0460-204-12141

POS	WIRE
30	8
85	39B2B
86	3
87	8D
87A	8A

POS	WIRE
30	8D
85	25
86	3
87	39G
87A	39J

POS	WIRE
30	8A
85	25
86	3
87	42B
87A	43

3 PLACES
 BROS-FW CONN
 42281-2 TERM
 V23234-A0001-X037 RELAY

PROPRIETARY AND CONFIDENTIAL
 THE INFORMATION CONTAINED IN THIS DRAWING IS THE SOLE PROPERTY OF CON-TECH MANUFACTURING, INC. ANY REPRODUCTION IN PART OR AS A WHOLE WITHOUT THE WRITTEN PERMISSION OF CON-TECH MANUFACTURING, INC. IS PROHIBITED.

UNLESS OTHERWISE SPECIFIED:	NAME	DATE	CON-TECH MANUFACTURING, INC. 1-507-374-2239	REV E
DIMENSIONS ARE IN INCHES FRACTIONAL ± 1/32 MACH ± .02 BEND ± .5" TWO PLACE DECIMAL ± .01 THREE PLACE DECIMAL ± .001	DRAWN		TITLE: STD MIXER HARNESS 04/2010	
INTERPRET GEOMETRIC TOLERANCING PER:	CHECKED		SIZE PART NO. A 715122	REV B
MATERIAL:	ENG APPR.		SCALE: 1:4	WEIGHT:
FINISH:	MFG APPR.		SHEET 1 OF 2	
APPLICATION:	COMMENTS:			

US# 715122E
 Done By SW
 Measure from behind the Conn.